

General Information

schools.nyc.gov/schoolportals/26/Q041

Principal: Joseph Ferrara
Grades served: 0K,01,02,03,04,05,SE
Enrollment: 510
Shared Space: Yes
Admissions methods: Zoned School

Student Demographics

Asian: 45% | Black: 3% | Hispanic: 21% | White: 28%
English Language Learners: 7%
Student with Special Needs: 17%

Staff Experience

Years of principal experience at this school: 2
% of teachers with 3 or more years of experience: 83%

Attendance

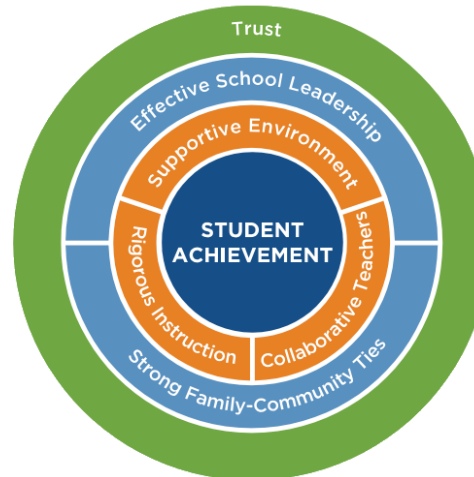
Student Attendance: 96% (City: 94%)
Students Chronically Absent: 7% (City: 21%)
Teacher Attendance: 96%



214-43 35 Avenue
Queens, NY 11361
718-423-8333

Framework for Great Schools

Research shows that schools strong in the six areas are far more likely to improve student learning.



Rigorous Instruction

Collaborative Teachers

Supportive Environment

Effective School Leadership

Strong Family-Community Ties

Trust

Student Achievement

KEY:

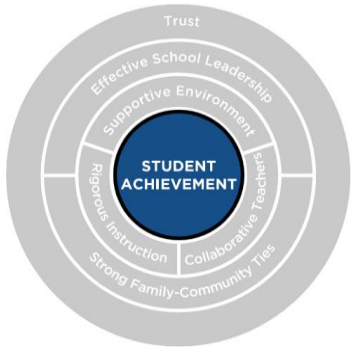
Excellent Good Fair Poor

Parents and Teachers Say...

93% of parents say that this school offers a wide enough variety of courses, extracurricular activities, and services to keep their child interested in school (City: 89%)

98% of parents say that they are satisfied with the education their child received this year (City: 95%)

100% of teachers say that they would recommend their school to parents seeking a place for their child (City: 85%)



Student Achievement

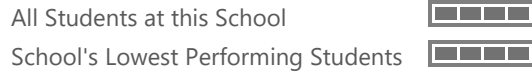
This section presents information on this school's state test results, including student growth and performance, how students performed in core courses, and how well students are prepared for middle school.



Growth on State Tests

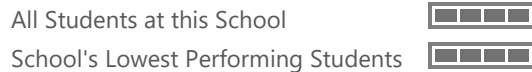
English

How well did this school help students improve on their State English tests?



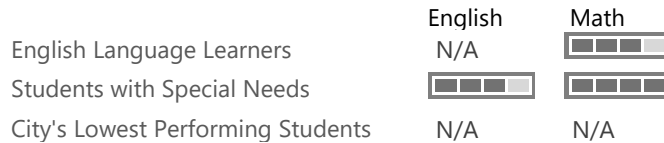
Math

How well did this school help students improve on their State math tests?



Closing the Achievement Gap

How well did this school help different groups of students improve on their State English and math tests?



Passing Courses

Next Level Readiness

100%

pass rate by this school's former 5th graders in their 6th grade classes in math, English, social studies, and science

Comparison Group*: 99%

District: 99%

City: 95%

Performance on State Tests

English

76%

met State standards on the State English test; the average score at this school was 3.4 out of 4.5

Comparison Group*: 72%

District: 68%

City: 40%

Math

84%

met State standards on the State math test; the average score at this school was 3.7 out of 4.5

Comparison Group*: 76%

District: 76%

City: 42%

Over the past two years, how did 5th graders from different starting points in 3rd grade perform at this school?

English

Starting Point (3rd grade level)	5th Grade Outcomes (on state ELA test)	Comp Group*
Level 3 or 4	84% scored 3 or 4	81%
Level 2	41% scored 3 or 4	26%
Level 1	N/A scored 2, 3, or 4	N/A

Math


Starting Point (3rd grade level)	5th Grade Outcomes (on state math test)	Comp Group*
Level 3 or 4	92% scored 3 or 4	88%
Level 2	31% scored 3 or 4	26%
Level 1	N/A scored 2, 3, or 4	N/A

Which middle schools did students from this school most frequently attend

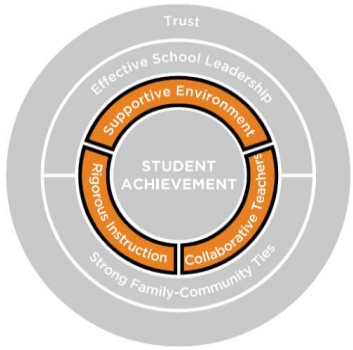
- 74% M.S. 158 Marie Curie
- 4% J.H.S. 074 Nathaniel Hawthorne
- 3% I.S. 025 Adrien Block
- 3% J.H.S. 067 Louis Pasteur
- 2% P.S. 219 Paul Klapper

The section ratings are based on more information than what is displayed in this report. For more information, please see: schools.nyc.gov/Accountability

KEY:



*Comparison Group is made up of students from other schools across the city who were the most similar to the students at this school, based on their prior test scores, disability status, English Language Learner status, and economic need. The "comparison group" result is an estimate of how the students at this school would have performed if they had attended other schools throughout the city.



¹ Quality Review

Ratings from an experienced educator who visited and evaluated the school January 28, 2015

² Survey Response Rates

Teachers: 100% (36)
 Parents: 84% (326)

The section ratings are based on more information than what is displayed in this report. For more information, please see: schools.nyc.gov/Accountability

KEY:



Rigorous Instruction



Curriculum and instruction are designed to engage students, foster critical thinking skills, and are aligned to the Common Core.

Quality Review ¹

How interesting and challenging is the curriculum?



How effective is the teaching and learning?



How well does the school assess what students are learning?



Survey ²

91%

responded positively to questions about Rigorous Instruction

District: 89%
 City: 83%

Selected Questions

100% of teachers say they had the resources to include opportunities for reading and writing grounded in evidence from text (City: 93%)

96% of teachers say they had the resources to include opportunities for developing students' conceptual, procedural, and applied skills in math (City: 94%)

Collaborative Teachers



Teachers participate in opportunities to develop, grow, and contribute to the continuous improvement of the school community.

Quality Review

How well do teachers work with each other?



How well are teachers developed and evaluated?

N/A

Survey

96%

responded positively to questions about Collaborative Teachers

District: 91%
 City: 87%

Selected Questions

97% of teachers say that teachers at this school work together to design instructional programs (City: 93%)

100% of teachers say that they have opportunities to work productively with colleagues in their school (City: 88%)

100% of teachers say that teachers feel responsible that all students learn (City: 91%)

Supportive Environment



The school establishes a culture where students feel safe, challenged to grow, and supported to meet high expectations.

Quality Review

How clearly are high expectations communicated to students and staff?



How safe and inclusive is the school?

N/A

Survey

97%

responded positively to questions about Supportive Environment

District: 93%
 City: 83%

Selected Questions

100% of teachers say that students are safe in the hallways, bathrooms, locker room, and cafeteria (City: 95%)

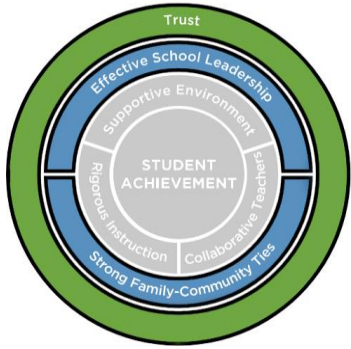
100% of teachers say that adults at this school teach students how to advocate for themselves (City: 86%)

100% of teachers say that their students feel it is important to come to school every day (City: 89%)

Less Restrictive Environment

Movement of students with special needs to less restrictive environments





¹ Quality Review

Ratings from an experienced educator who visited and evaluated the school January 28, 2015

² Survey Response Rates

Teachers: 100% (36)
Parents: 84% (326)

The section ratings are based on more information than what is displayed in this report. For more information, please see: schools.nyc.gov/Accountability

KEY:

Excellent	
Good	
Fair	
Poor	

Effective School Leadership

School leadership inspires the school community with a clear instructional vision and effectively distributes leadership to realize this vision.



Quality Review ¹

- How well are resources aligned to instructional goals?
N/A
- How well does the school meet its goals?
N/A
- How well does the school make decisions?
N/A

Survey ²

95%
responded positively to questions about Effective School Leadership
District: 91%
City: 87%

Selected Questions

- 100% of teachers say that the principal communicates a clear vision for this school (City: 89%)
- 94% of teachers say that curriculum, instruction, and learning materials are well coordinated across different grade levels (City: 84%)
- 94% of parents feel that the principal works to create a sense of community in the school (City: 94%)

Strong Family-Community Ties

The school forms effective partnerships with families and outside organizations to improve the school.



Quality Review

How well does the school partner with families?

Survey

97%
responded positively to questions about Strong Family-Community Ties
District: 95%
City: 92%

Selected Questions

- 93% of parents say that school staff regularly communicate with them about how parents can help their child learn (City: 93%)
- 97% of parents say that they have communicated with their child's teacher about their child's performance (City: 93%)
- 100% of teachers say that teachers at this school work closely with families to meet student needs (City: 97%)

Trust

Relationships between administrators, educators, students, and families are based on trust and respect.



Survey

96%
responded positively to questions about Trust
District: 93%
City: 91%

Selected Questions

- 91% of teachers say that they trust the principal (City: 82%)
- 100% of teachers say that they trust each other (City: 85%)
- 94% of parents say that school staff work hard to build trusting relationships with them (City: 94%)

Additional Information: This report provides a summary of school information; to learn more, parents are encouraged to review the resources listed below and speak with members of the school community. For an explanation of this document, see the [Family Guide](#).

- School Quality Guide, including NYC School Survey: tools.nycenet.edu/guide/2017/#dbn=26Q041&report_type=EMS
- Quality Review: schools.nyc.gov/OA/SchoolReports/2014-15/Quality_Review_2015_Q041.pdf
- NYC School Directory: schools.nyc.gov/ChoicesEnrollment/Elementary/Resources/
- School Performance Dashboard: tools.nycenet.edu/dashboard/#dbn=26Q041&report_type=EMS